بسم الله الرحمن الرحيم

MINISTRY OF EDUCATION
& SCIENTIFIC RESERG
UNIVERSITY OF AL-QADISIYA
COLLAGE OF SCIENES
JOURNAL OF AL-QADISIYA
PURE SCIENES
EDITION BOARD

جمهورية العراق
وزارة التعليم العالي والبحث العلمي
جامعة القادسية / كلية العلوم
مجلة القادسية / العلوم الصرفة
هيئة التحرير

العدد ٢٠٧ ق/١١٤
التاريخ ٢٠١٨/٩/٢

استمارة قبول البحث والنشر

إلى / الاستاذ الدكتور رعد شاكر عبيس المحترم
جامعة القادسية / كلية التربية
الست حنان كعيم الخزاعي المحترمة
جامعة القادسية / كلية التربية

م\ قبول نشر

نهديكم أطيب التحيات:

تدارست هيئة التحرير بحثكم الموسوم :-

NON LINEAR OPTICAL PROPERTIES OF SILVER NANOPARTICLES DOPED POLYVINYL ALCOHOL

والمقدم للنشر في مجله القادسية للعلوم الصرفة وبعد الاطلاع على اراء المقيمين واستنادا الى ما قررته هيئه التحرير في جلستها الرابعة المنعقدة في ٦/ ٢٠١٧/٥ ما يلي :-

- قبول البحث في المجلة وسوف ينشر في المجلد (٢٣) العدد (٣) لسنة ٢٠١٨

أ.د. حسن عباس حبيب
رئيس التحرير
٢٠١٨/٩/٢

Email: qadisci2006@yahoo.com
موقع الكلية على الانترنيت
www.sciences-qad.com

رقم الايداع في دار الكتب والوثائق ببغداد (٩٩٥) لسنة ٢٠٠٧
جمهورية العراق - القادسية - الديوانية

Non Linear optical properties of silver nanoparticles doped polyvinyl alcohol

Received :21/ 6 / 2018 **Accepted : 2 / 9 /2018**

Dr.R. Sh. Alnayli[1], Hanan Alkazaali[1]

University of Al-Qadisiyah, Department of physics, IRAQ

Raad.Anayli@qu.edu.iq , hananalkazaali@gmail.com

ABSTRACT:

In the present work, synthesis silver nanoparticle by laser ablation by using (Q - switched Nd:YAG) pulse duration(E=80mJ, λ=532nm) of silver metal target in ethanol,Z-scan technique was used to study the nonlinear optical properties, represented by the nonlinear refractive index and nonlinear absorption coefficients of Ag NPs/PVA.In this technique, used CW diode laser (λ= 650nm,p=50mw).The results show that the nonlinear refractive indexnegative (self-defocusing) and nonlinear absorption coefficients two photonabsorption (TPA).

KEYWORDS:silver nanoparticle,Polyvinyl Alcohol, Z-scan, nonlinear refractive index, nonlinear absorption coefficients.

1- INTRODUCTION

Nonlinear optical materials are required in a wide range of important applications, such as optical limiting, optical computing, and optical communication[1].Metal nanoparticles and nanocomposites have, in recent years, received significant attention owing to their unique nonlinear optical (NLO) properties, such as two-photon absorption (TPA), saturable absorption (SA), reverse saturable absorption (RSA), and self-focusing/defocusing arising from nonlinear

refraction[2,3].The Z-scan method, was applied for the first time more than ten years ago , This method is based on the investigation of changes in Gaussian beam intensity profile in the far field during the moving of the sample through the focal plane [4,5].The surface plasma resonance (SPR), which results from collective electronic excitation at the interface between metal nanoparticles and dielectric matrix, not only is responsible for the linear optical properties but also governs nonlinear optical phenomena [6].Studies of doping transition metal halides into Polyvinyl Alcohol (PVA) are important for determining and controlling the operational characteristic of the differentPVA composites [7]

In this paper we prepared the Ag NPs by laser ablation in a liquid medium used ethanol and doped PVA, then by the technique Z-scan to study the nonlinear optical properties of the nonlinear refractive index and the nonlinear absorption coefficient.

2-EXPERIMENTAL

2-1 MATERIALS AND METHODS

In this case laser ablation of Ag plate has been done using of Nd-YAG pulsed laser (532nm) with energy value (80mJ) in ethanol and pulses(100,200,300), pulse width 10ns and 6Hz repetition rate.PVA films were prepared by dissolving 0.5g of PVA powder in 10ml of DDDW at 50˚.themixture was stirred for two hours continuously to form viscous solution. After completing desolation, 8mL of silver nanoparticles suspension was added to the 20mL aqueous PVA solution, and finally samples were left to dry on a plane surface for one week at room temperature, then use Z-scan experimental, the excitation source was a continuous wave (CW) of 650 nm diode laser with a beam power of 50 mw for Ag NPs/PVA films

2-2 Nonlinear properties of AgNPs/PVA

Using Z-scan technique, the magnitude of nonlinear absorption and the sign and magnitude of nonlinear refraction can be determined simultaneously. When a high intensity laser beam propagates through a material, induced refractive index changes leads to self-focusing or defocusing of the laser

beam[8].Fig (1)The Z-scan experiment can be given as follows starting the scan from a distance far away from the focus (-z), the beam irradiance is low and negligible nonlinear refraction occurs leading to linear transmittance. As the sample is brought closer to the focus, the beam irradiance increases leading to self-lensing in the sample [1,9]

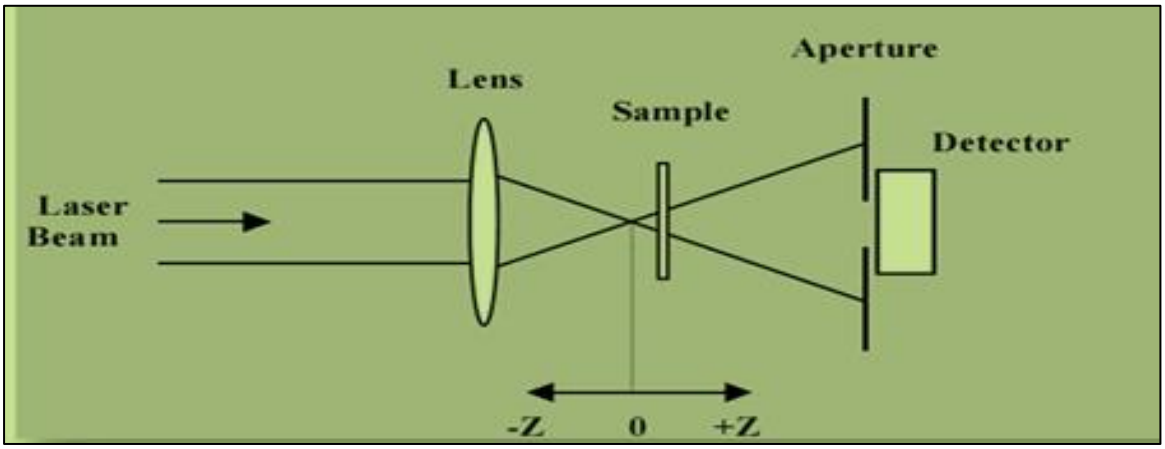

Figure (1): Z-Scan set up

The nonlinear refractive index is calculated from the peak to valley difference of the transmittance by the following formula [10].

$n_2 = \Delta\Phi_o/I_o L_{eff} k$... (1)

Where $\Delta\Phi_o$: - nonlinear phase shift, $k = 2\pi/\lambda$,λ: - is the wavelength of the beam.

$\Delta\Phi_o = \Delta T/0.406$ … (2)

I_o is the intensity at the focal spot given by

$I_o = 2P_{peak}/\pi\omega^2_o$… (3)

Where,ω_o: - the beam radius at the focal point,P: - the peak power of laser beam.

$L_{eff} = (1-e^{-\alpha oL})/\alpha_o$... (4)

Where,L:the sample length, αo: - linear absorption coefficient.

The absorption of the material (α) is intensity dependent given by[11]:-

$\alpha=\alpha_o+\beta I$ … (5)

Where, β: the nonlinear absorption coefficient related to the intensity, α_o: linear absorption coefficient.

3- RESULT AND DISCUSSION

3-1 X-ray diffraction of polymer films

Fig(2) The X-ray diffraction peaks of polymer films doped with silver NPs occur at 2θ values of (19.9°, 38. 34°) and(19.6°,44°) in which it observed and compared with the standards powder diffraction card of (JCPDS), Ag file number (04–0783). The average particle size was measured by Debye-Sheerer equation

$$D= (0.89\ \lambda)/ (\beta*\mathrm{Cos}\ (\theta)) \quad ... \quad (6)$$

Where D is grin size, β=FWHM, θ is Diffraction angle [12]. The grain size of PVA doped Ag NPs thin film is shown inTable (1).

Table (1): Size of PVA & Ag NPs/PVA as a function of laser pulses

sample	2θ°	Full width at half maximum(FWHM)	NPs size(nm)	(h k l)
PVA	40.5	1.73E-03	89.1	111
AgNPs/PVA	38.34	5.28E-03	26.01	111

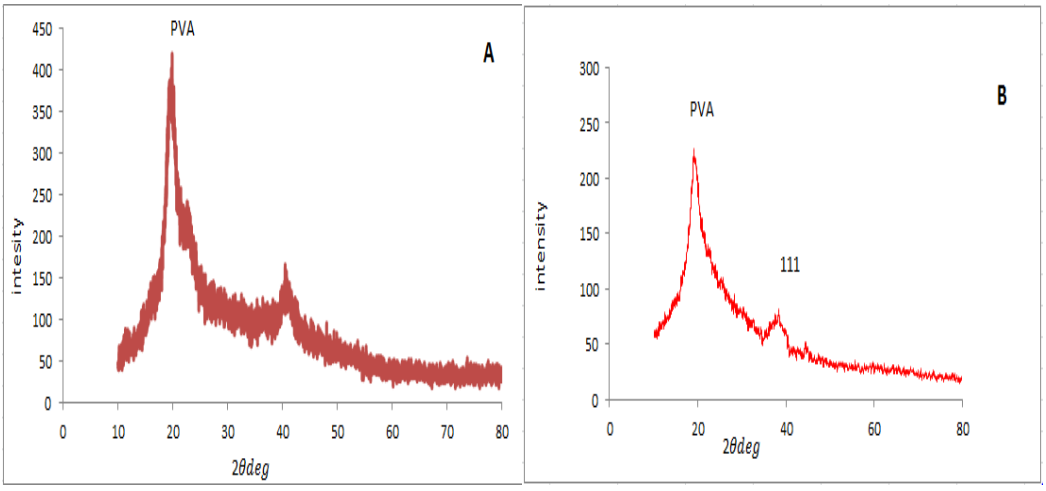

Figure (2) X-ray diffraction pattern (A) PVA (B) Ag NPs / PVA in ethanol at 100 pulses

3-2 nonlinear refractive and nonlinear absorption coefficient

Fig (3a)(3b)(3c)The results show that the nonlinear refractive index negative (self-defocusing: that mean the peak followed by avalley) ,and thenonlinear absorption coefficient two photon absorption then the values of nonlinear refractive and nonlinear absorption coefficient indices are found as summarized in Table (2).

Table (2)Values of nonlinear parameters for prepared Ag NPs /PVA.

pulses	$\Delta\Phi_o$(rad)	n_2*10^{-8} (cm^2/W)	$\beta*10^{-3}$ (cm/W)
100	0.78	1.02	2.49
200	0.56	2.53	2.02
300	0.14	3.98	1.63

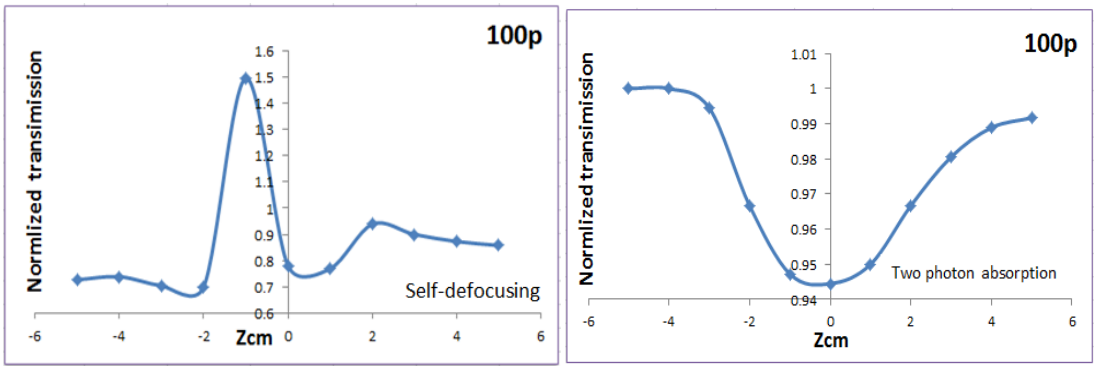

Figure (3a)Z-scan experimental data excitation Close aperture &Open aperture curve, for AgNps /PVA

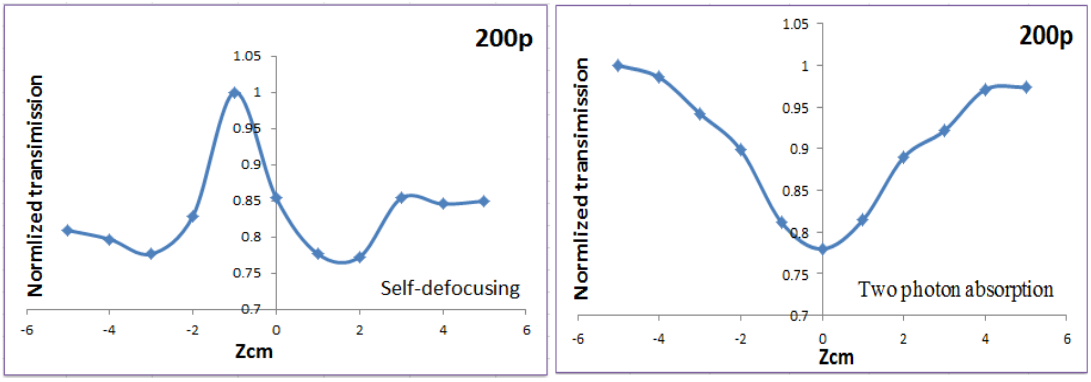

Figure (3b) Z-scan experimental data excitation Close aperture &Open aperture curve, for AgNps /PVA

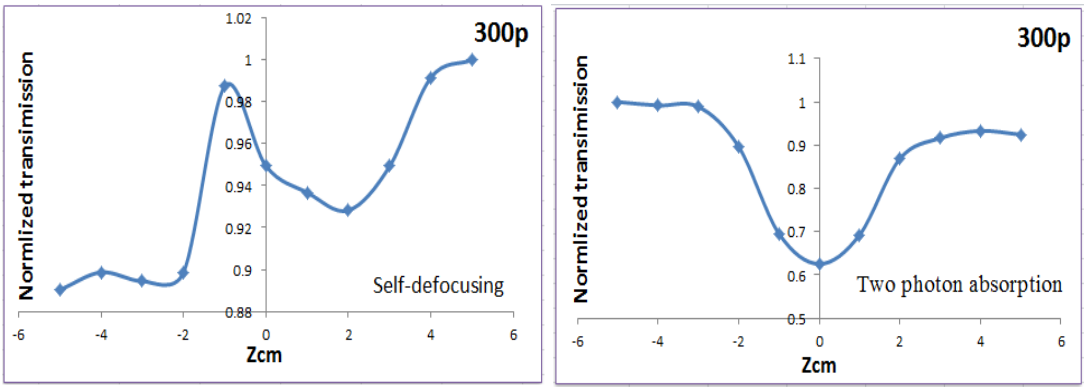

Fig (3c) Z-scan experimental data excitation Close aperture &Open aperture curve, for AgNps /PVA

4-Conclusion

Nonlinear refraction of different composites containing AgNPs/PVA was studied employing, Z-scan technique, the nonlinear refractive index and nonlinear absorption were measured and the sign of nonlinear refractive index was found to be negative. The nonlinear refractive index increase from -1.02×10^{-8} cm^2W^{-1} to 3.98×10^{-8} cm^2W^{-1}.From the experimental conditions and theory fit results, we attribute the nonlinear absorption to TPA effect at 650 nm.

References

[1]Amal F. Jaffar (The Effect of Polymer Blend on the Third Order Nonlinearity of Oxazine Dye Doped Films by Using Z-Scan Techniques)Journal of Al-Nahrain University Vol.18 (3), pp.80-88, 2015.

[2]NilanjalMisra, MounikaRapolu, S. VenugopalRao, LalitVarshney , Virendra Kumar (Nonlinear optical studies of inorganic nanoparticles–polymer nanocomposite coatings fabricated by electron beam curing) Optics & Laser Technology 79,p. 24–31, 2016.

[3]Raad. Sh. Alnaily, Manar .Lo .Dayekh (Practical Study on the Optical Limiter of KTP Crystal)Al-Qadisiyah journal for pure scienceVol. 23 No 2, 2018.

[4]R A Ganeev, A I Ryasnyansky,Sh R Kamalov, MKKodirov and T Usmanov(2001)."Nonlinear susceptibilities, absorption coefficients and refractive indices of colloidal metals"J. Phys. D: Appl. Phys. 34.pp.1602–1611.

[5]N. Faraji, W. Mahmood Mat Yunus, A. Kharazmi, E. Saion, M. Shahmiri, N. Tamchek, ,(2012)."Synthesis, characterization and nonlinear optical properties of silver/PVA nanocomposites" J. Europ. Opt. Soc. Rap. Public.7, pp.12040.

[6]XinChen, Jun Tao, Gang Zou, Wei Su, Qijin Zhang, Shiyong Liu, Pei Wang (2011)."Nonlinear optical properties of nanometer-size silver coated polydiacetylene composite vesicles and resulting Langmuir–Blodgett films"ApplPhysA 102,pp.565–575.

[7]SamiS.Chiad ,SaadF.Oboudi , Khalid H. Abass ,Nadir F.Habubi(2012)"Characterization of Silver/ Poly (Vinyl Alcohol) (Ag/PVA) Filmsprepared by Casting Technique"Iraqi J. of Polymers Vol.16 , No.2, pp.10-18.

[8]EsmaeilShahriari, W. Mahmood Mat Yunus, KazemNaghavi and Elias Saion(2010)."The Optical Nonlinearity of Au and Ag Nanoparticle Prepared by the γ-Radiation Method"American J. of Engineering and Applied Sciences 3 (2): 260-264.

[9]Zahraa Sahib Shanon(2016)"Investigation on the Performance of Lithium Triborate (LBO) Crystal for Higher Harmonics Generation of LASERS", Thesis, University of Al-Qadisiayh Master of Science in Physics.

[10] R.Sh.Alnayli, Z. S.Shanon (2016)."Study of the nonlinear optical prpoerties of lithium triborate crystal by using z-scan technique" International Journal of Science and Research (IJSR)Vol, 5, Issue8.

[11] AdelehGranmayeh Rad, KhosroMadanipour, and Ata Koohian (2013)."AgNanoparticles Experimental Study of Sign Identification of Nonlinear Refractive Index by Moiré Deflectometry and Z-Scan Methods" ISRN Nanomaterials Volume 2013, Article ID 327575,pp.1- 6.

[12]AzhaarFarouqAbdlzhra, IssamAbdlkreemAbdllatief, and

EntesarEliwiLaabiAlabodi(2016)."Preparation and Characterization of Silver Nanoparticles and Study Their effect on the Electrical Conductivity of the Polymer Blend (Poly vinyleacitet. Pectin, poly Aniline"Ibn Al-Haitham Jour. for Pure & Appl. Sci. Vol. 29 (3).